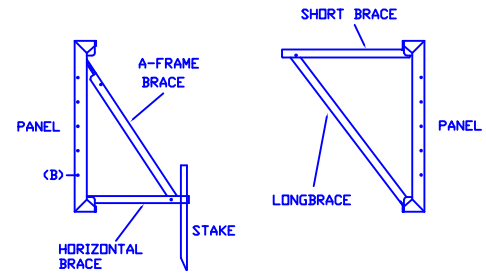
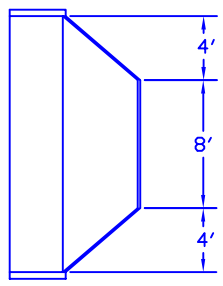


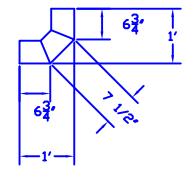
A-FRAME DETAIL DECK SUPPORT DETAIL



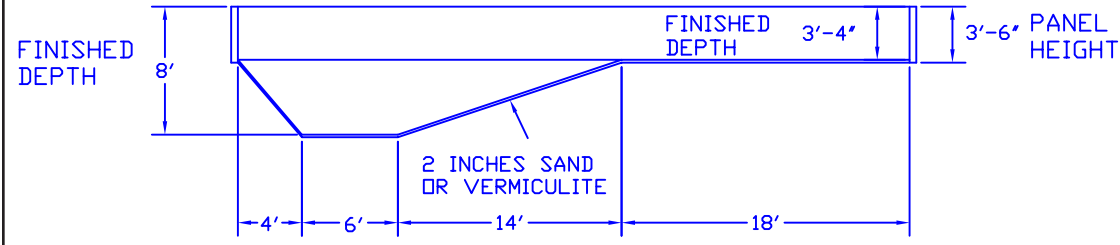
NOTE: HORIZONTAL BRACE CAN BE FASTENED TO BOLT HOLE (B) TO EASE PLUMBING INSTALLATION.



DETAIL-A
1'X1'X45/45 REVERSE
90 DEGREE CORNER



AREA: 800 SQ. FT.
PERIMETER: 131'-9"
VOLUME: 34,020 GALLONS



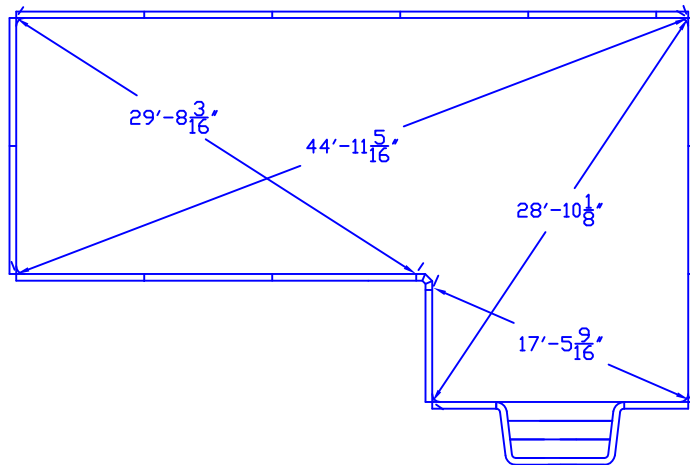
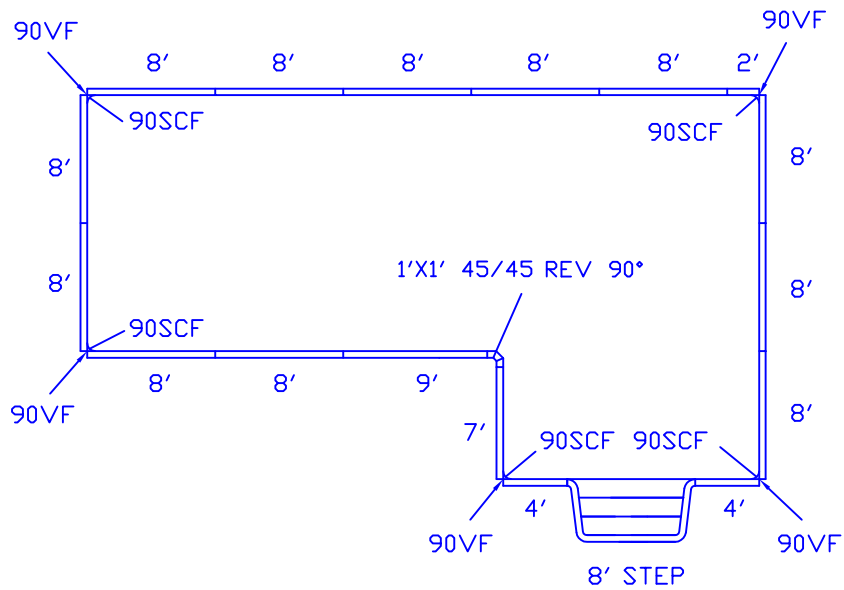
NOTE: A MEANS OF EGRESS FOR BOTH THE DEEP END AND THE SHALLOW END OF THE POOL MUST BE PROVIDED AS REQUIRED BY ANSI/NSPI-5 SECTION-6.

INTERNATIONAL SWIMMING POOLS NOTES SWIMMING POOLS ARE DANGEROUS WHEN USED IMPROPERLY. NEVER DIVE IN THE SHALLOW END OF ANY POOL. CONSULT WITH THE DIVING BOARD AND SLIDE MANUFACTURER(S) AND THE NATIONAL SPA AND POOL INSTITUTE (2111 EISENHOWER AVENUE ALEXANDRIA, VA 22314 (703-838-0083) PRIOR TO INSTALLING DIVING BOARDS AND/OR SLIDES ON THIS POOL TO ENSURE THE POOL MEETS THE EQUIPMENT MANUFACTURERS MINIMUM STANDARDS FOR ALLOWABLE INSTALLATION OF THEIR PRODUCT(S) ON THIS POOL. INTERNATIONAL SWIMMING POOLS IS NOT RESPONSIBLE FOR THE POOL'S INTERIOR DETAIL, RATHER THE LINER MANUFACTURER MUST ENSURE THE INTERIOR MEETS N. S. P. I. AND A. N. S. I. STANDARDS. IT IS THE RESPONSIBILITY OF POOL BUILDERS, TOWN OFFICIALS AND POOL OWNERS TO FOLLOW ALL SAFETY GUIDELINES OF THE N. S. P. I., LOCAL ORDINANCES, AND EQUIPMENT MANUFACTURERS.

DWG# PKSL162442X06
16' X 24' X 42' TRUE-L
W/ 6" RADIUS CORNERS

DWG# PKSL162442X90
16' X 24' X 42' TRUE-L
W/ 90° CORNERS



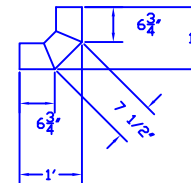


BILL OF MATERIALS

| QTY | DESCRIPTION |
|-----|--|
| 1 | 2' STRAIGHT PANEL |
| 2 | 4' STRAIGHT PANEL |
| 1 | 7' STRAIGHT PANEL |
| 12 | 8' STRAIGHT PANEL |
| 1 | 9' STRAIGHT PANEL |
| 1 | 1'X1' X 45/45 REVERSE 90° CORNER PANEL |
| 5 | 6 INCH RADIUS FILLERS (90SCF) |
| 5 | 90 DEGREE VERTICAL FILLERS (90VF) |
| 1 | 8' STRAIGHT FIBERGLASS STEP * * |

* * SUPPLIED BY DEALER

DETAIL-A
1'X1'X45/45 REVERSE
90 DEGREE CORNER



DWG# PKSL162442X06
16' X 24' X 42' TRUE-L
W/ 6" RADIUS CORNERS

DWG# PKSL162442X90
16' X 24' X 42' TRUE-L
W/ 90° CORNERS

